

## *Certificate of Compliance*

*This is to Certify that the Product*

### **D7 Inflation/Deflation Valve**

*Manufactured by*

## **Leaffield Marine Limited**







9 Atworth Business Park,  
Bath Road  
Atworth  
Wiltshire  
United Kingdom

Has been tested and independently verified and are compliant with the relevant requirements of:-

BS EN 16051-1:2012  
Inflation devices and accessories for inflatable consumer products.



D. L. Dickins  
Managing Director

<b>Leafield Marine C7 &amp; D7 Inflation /Deflation Valve</b>		
<b>Specification BS EN 16051-1:2012</b>	<b>Inflation devices and accessories for inflatable consumer products.</b>	
Test Procedures invoked	Signatories	
<p><b>Para. 4.3.2.2 Securing device for all component parts of valves.</b></p> <p><b>Para. 4.3.2.2.1 Requirement.</b> The individual components shall be connected with the valve in such manner which preventing loss even when opened unintentionally. The individual parts of the valve with non-return device shall remain securely connected to the air chamber even after the cap or plug has been removed and/or the insert has been taken out (for quick deflating).</p> <p><b>Para. 4.3.2.2.2 Testing.</b> Testing of the securing device has been carried out using a force of 10 N at 40 °C for a period of 10 min. With the cap/plug of the valve with non-return device opened, the test force was applied onto the securing device at 90° to the closure axis.</p>	<p>Witnessed by</p> <p style="text-align: center; font-size: 1.5em;">A BARILOR</p>	
	<p>Signature</p> <p style="text-align: center; font-size: 1.5em;">AB</p>	
	<table border="1" style="width: 100%;"> <tr> <td style="width: 70%;"> <p>Witness Stamp</p>  </td> <td style="width: 30%;"> <p>Date</p> <p style="text-align: center; font-size: 1.2em;">24/01/17</p> </td> </tr> </table>	<p>Witness Stamp</p> 
<p>Witness Stamp</p> 	<p>Date</p> <p style="text-align: center; font-size: 1.2em;">24/01/17</p>	
<p><b>Para. 4.3.2.3 Retaining force between valve and adapter of inflation device.</b></p> <p><b>Para. 4.3.2.3.1 Requirement.</b> The connection between the valve and the adapter of the inflation device shall not become disengaged at 1.2 times the value of the nominal pressure. <i>Nominal Pressure 25psi (1.7bar)</i> <i>Test Pressure = 1.2 x 25psi = 30psi (2.1bar)</i></p> <p><b>Para. 4.3.2.3.2 Testing.</b> Testing is carried out using the adapter defined in EN 16051-2. The adapter was firmly attached by hand.</p>	<p>Witnessed by</p> <p style="text-align: center; font-size: 1.5em;">A BARILOR</p>	
	<p>Signature</p> <p style="text-align: center; font-size: 1.5em;">AB</p>	
	<table border="1" style="width: 100%;"> <tr> <td style="width: 70%;"> <p>Witness Stamp</p>  </td> <td style="width: 30%;"> <p>Date</p> <p style="text-align: center; font-size: 1.2em;">24/01/17</p> </td> </tr> </table>	<p>Witness Stamp</p> 
<p>Witness Stamp</p> 	<p>Date</p> <p style="text-align: center; font-size: 1.2em;">24/01/17</p>	
<p>I hereby certify that the Leafield Marine Products listed above have been tested and witnessed by an independent marine surveyor and that they conform to the requirements as specified in BS EN 16051-1:2012</p>		
<p>Signed</p> <p style="text-align: center; font-size: 2em;">D.L. Dickins</p> <p>D.L. Dickins Managing Director</p>	<p>Date</p> <p style="text-align: center; font-size: 1.2em;">25/01/2017</p>	